

PP203KT

THIS KIT REPLACES PP203, HA3003, M50671-03 FLAMEDOUT SAFTY CONTROL ON LOW PRESSURE OIL FIRED HEATERS

INSTALLATION INSTRUCTIONS:

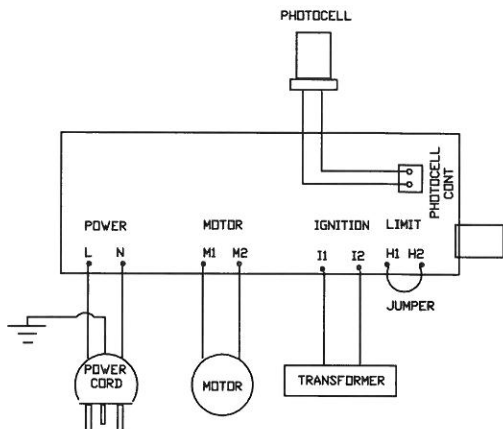
DISCONNECT ALL COMPONENT WIRES FROM THE TERMINAL BLOCK AND THE OLD FLAMEDOUT SAFTY CONTROL

REMOVE THE OLD FLAMEDOUT SAFTY CONTROL

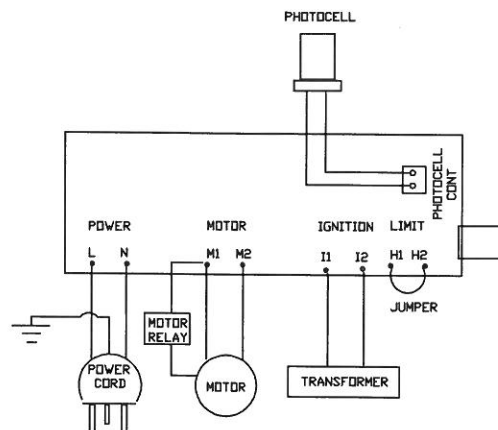
INSTALL THE PP203KT FLAMEDOUT SAFTY CONTROL INTO THE ORIGINAL MOUNTING HOLE USING THE 5/16" PLASTIC NUT PROVIDED

RECONNECT ALL COMPONENT WIRES ACCORDING TO THE APPROPRIATE DIAGRAM

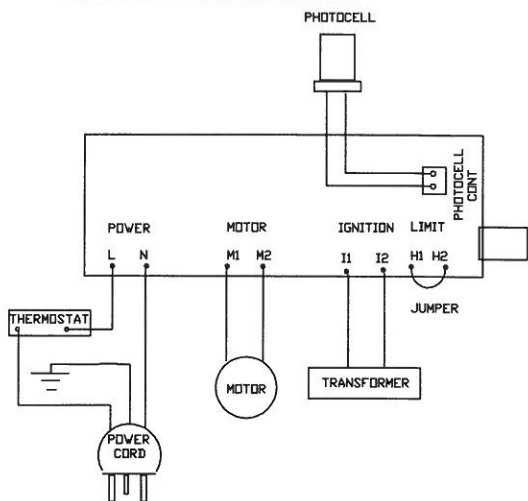
MODELS UNDER 70K BTUS WITH OUT THERMOSTAT



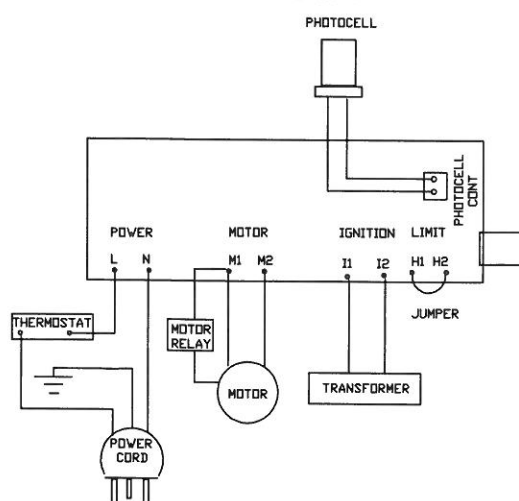
MODELS 70K BTUS AND OVER WITH OUT THERMOSTAT



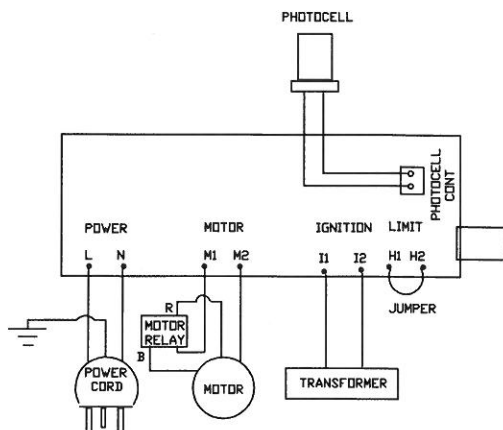
MODELS UNDER 70K BTUS WITH THERMOSTAT



MODELS 70K BTUS AND OVER WITH THERMOSTAT



MODELS 70K BTUS AND OVER WITH OUT THERMOSTAT



MODELS 70K BTUS AND OVER WITH THERMOSTAT

