

Declaration of Conformity

In Accordance with ANSI/ISEA 125-2014



FALLTECH®

Fall Protection. Precision Engineered.

Alexander Andrew, Inc. 1306 S. Alameda St Compton, CA 90221

Declaration #

D0714004

Declaration Date

1/21/2014

Tested Item #

727630

30' Contractor Cable SRD

Additional Items Conforming Under this Declaration:

Alexander Andrew, Inc. declares that the product(s) listed above is in conformity with the requirements of the following performance standard(s):

ANSI Z359.14-2012

Conformity Assessment Method in accordance with ANSI/ISEA 125-2014

Level 1

☐

Level 2

☐

Level 3

X

Level 1: FallTech Lab
Outside the Scope of
ISO/IEC Standard 17025:2005

Level 2: FallTech Lab
Within the Scope of
ISO/IEC Standard 17025:2005

Level 3: Independent 3rd Party Lab
accredited to
ISO/IEC Standard 17025:2005

Supporting
Documentation

340085A

8N650

Authorized Signature

Name

Dustin Hawkins

Title

VP Business Development

Date



Revision History

Revision Letter:	Original Issue	Issue Date:	February 20, 2014
Prepared By:	Vicki Sheehan	Approved By:	G. Minogue / T. Parsons

Revision Letter:	A	Re - Issue Date:	February 21, 2014
Revised By:	Tom Parsons	Approved By:	See below
Reason for Revision:	Revise sample I.D.'s per customer email 2/21/14. Other editorial changes were made. (C)		

Report Signatories and Approval

This is to certify that the above tests were performed in accordance with the terms of the purchase order requirements.
Test equipment is calibrated with standards traceable to the NIST.

Approval Signature: Tim Stetson Supervisor Mechanical Laboratory	<i>(Signed for and on behalf of Exova-OCM)</i> 	
---	---	---

Approval Signature: Thomas J. (Tom) Parsons Manager Quality / Technical Services	<i>(Signed for and on behalf of Exova-OCM)</i> 	
---	---	---

This test report shall not be reproduced except in full, without the written approval of Exova-OCM. The laboratory has tested the material / items supplied by the client as sampled in accordance with the client's requirements. The recording of false, factious or fraudulent statements or entries on the test report may be punished as a felony under federal law. Tests so marked (*) are not included in the L-A-B and/or Nadcap schedule of accreditation of this laboratory.

Introduction

On January 23, 2014 Exova OCM received for testing four (4) samples consisting of ten (10) self-retracting lifeline devices, two extra. On February 3, 2014 Exova received two (2) additional self-retracting lifeline devices making six (6) samples consisting of 12 self-retracting lifeline devices, two extra.

Testing was performed in accordance with the P.O. and Exova OCM Quote No 14-240-1048D. Receiving inspection was performed on January 27, 2014 and no discrepancies were noted.

SPECIFICATION: American National Standard ANSI/ASSE Z359.14-2012, para. 4.2.5 & 3.1.7

MATERIAL/SAMPLE IDENTIFICATION:

Sample No.	Description	Sample I.D.
1	(4) Self-Retracting Device (1 Extra)	6' Webbing
2	(4) Self-Retracting Device (1 Extra)	10' Webbing
3	(1) Self-Retracting Device	20' (Web)
4	(1) Self-Retracting Device	20' (Cable)
5	(1) Self-Retracting Lifeline Device	30' Galvanized; 7 x 19 Wire Rope
6	(1) Self-Retracting Lifeline Device	50' Galvanized; 7 x 19 Wire Rope

REQUIRED TESTING:

Sample No.	Quantity	Test Description	Test Method
1 - 6	10 total	Proof Load	ANSI/ASSE Z359. 14-2012, para. 4.2.5 & 3.1.7

Summary of Results

Sample No.	Determination	Test Values	Requirements	Results
1	Ultimate Load (lbf held for 1 minute)	3069 Avg.	Load of 3000 pounds held for one minute.	Complies
2	Ultimate Load (lbf held for 1 minute)	3013 Avg.	Load of 3000 pounds held for one minute.	Complies
3	Ultimate Load (lbf held for 1 minute)	3020	Load of 3000 pounds held for one minute.	Complies
4	Ultimate Load (lbf held for 1 minute)	3014	Load of 3000 pounds held for one minute.	Complies
5	Ultimate Load (lbf held for 1 minute)	3024	Load of 3000 pounds held for one minute.	Complies
6	Ultimate Load (lbf held for 1 minute)	3032	Load of 3000 pounds held for one minute.	Complies

Conclusion

The above customer supplied devices meet ANSI/ASSE Z359. 14-2012 for the testing performed

Proof Load

<i>Material Identification:</i>	1) Self-Retracting Device
<i>Part No. / Lot / Batch / Serial No.:</i>	6' Webbing
<i>Specification:</i>	Exova OCM Quote & American National Standard ANSI/ASSE Z359.14-2012, para. 4.2.5 & 3.1.7
<i>Test Procedure:</i>	ANSI/ASSE Z359. 14-2012, para. 4.2.5 & 3.1.7
<i>Details:</i>	<i>Test Speed:</i> 2.0 inch/minute
<i>Specimen Conditions:</i>	73°F / 46% RH
<i>Test Temperature:</i>	73°F
<i>Test Performed By:</i>	Aurelio Lara
	<i>Date of Test:</i> 02-13-2014

TEST RESULTS:

Specimen No.	Ultimate Load (lbf)
1	3062
2	3072
3	3074
Average:	3069
Requirement:	Load of 3000 pounds held for one minute.

The above sample meets ANSI/ASSE Z359.14-2012 requirements for the above test.

EQUIPMENT USED:

Equipment	Size / Type	Control Number	Calibration Due
Load Frame	33 kip	1118	07-08-14
Load Cell	5 kip	2152	09-20-14

Proof Load

<i>Material Identification:</i>	2) Self-Retracting Device
<i>Part No. / Lot / Batch / Serial No.:</i>	10' Webbing
<i>Specification:</i>	Exova OCM Quote & American National Standard ANSI/ASSE Z359.14-2012, para. 4.2.5 & 3.1.7
<i>Test Procedure:</i>	ANSI/ASSE Z359. 14-2012, para. 4.2.5 & 3.1.7
<i>Details:</i>	<i>Test Speed:</i> 2.0 inch/minute
<i>Specimen Conditions:</i>	73°F / 46% RH
<i>Test Temperature:</i>	73°F
<i>Test Performed By:</i>	Victor Romo
	<i>Date of Test:</i> 02-14-2014

TEST RESULTS:

Specimen No.	Ultimate Load (lbf)
1	3022
2	2996
3	3021
Average:	3013
Requirement:	Load of 3000 pounds held for one minute.

The above sample meets ANSI/ASSE Z359.14-2012 requirements for the above test.

EQUIPMENT USED:

Equipment	Size / Type	Control Number	Calibration Due
Load Frame	5 kip	2274	06-25-14
Load Cell	5 kip	2275	01-30-15

Proof Load

<i>Material Identification:</i>	3) Self-Retracting Device	
<i>Part No. / Lot / Batch / Serial No.:</i>	20' (Web)	
<i>Specification:</i>	Exova OCM Quote & American National Standard ANSI/ASSE Z359.14-2012, para. 4.2.5 & 3.1.7	
<i>Test Procedure:</i>	ANSI/ASSE Z359. 14-2012, para. 4.2.5 & 3.1.7	
<i>Details:</i>	<i>Test Speed:</i> 2.0 inch/minute	
<i>Specimen Conditions:</i>	73°F / 46% RH	
<i>Test Temperature:</i>	73°F	
<i>Test Performed By:</i>	Victor Romo	<i>Date of Test:</i> 02-14-2014

TEST RESULTS:

Specimen No.	Ultimate Load (lbf)
1	3020
Requirement:	Load of 3000 pounds held for one minute.

The above sample meets ANSI/ASSE Z359.14-2012 requirements for the above test.

EQUIPMENT USED:

Equipment	Size / Type	Control Number	Calibration Due
Load Frame	5 kip	2274	06-25-14
Load Cell	5 kip	2275	01-30-15

Proof Load

<i>Material Identification:</i>	4) Self-Retracting Device	
<i>Part No. / Lot / Batch / Serial No.:</i>	20' (Cable)	
<i>Specification:</i>	Exova OCM Quote & American National Standard ANSI/ASSE Z359.14-2012, para. 4.2.5 & 3.1.7	
<i>Test Procedure:</i>	ANSI/ASSE Z359. 14-2012, para. 4.2.5 & 3.1.7	
<i>Details:</i>	<i>Test Speed:</i> 2.0 inch/minute	
<i>Specimen Conditions:</i>	73°F / 46% RH	
<i>Test Temperature:</i>	73°F	
<i>Test Performed By:</i>	Victor Romo	<i>Date of Test:</i> 02-15-2014

TEST RESULTS:

Specimen No.	Ultimate Load (lbf)
1 - 1 st Time	640**
1 - 2 nd Time	3014
Requirement:	Load of 3000 pounds held for one minute.

****Note:** Material dropped then continued to hold to required load.

The above sample meets ANSI/ASSE Z359.14-2012 requirements for the above test.

EQUIPMENT USED:

Equipment	Size / Type	Control Number	Calibration Due
Load Frame	30 kip	1548	06-25-14
Load Cell	5 kip	1109	05-02-14

Proof Load

<i>Material Identification:</i>	5) Self-Retracting Lifeline Device
<i>Part No. / Lot / Batch / Serial No.:</i>	30' Galvanized; 7 x 19 Wire Rope
<i>Specification:</i>	Exova OCM Quote & American National Standard ANSI/ASSE Z359.14-2012, para. 4.2.5 & 3.1.7
<i>Test Procedure:</i>	ANSI/ASSE Z359. 14-2012, para. 4.2.5 & 3.1.7
<i>Details:</i>	<i>Test Speed:</i> 2.0 inch/minute
<i>Specimen Conditions:</i>	73°F / 46% RH
<i>Test Temperature:</i>	73°F
<i>Test Performed By:</i>	Victor Romo
	<i>Date of Test:</i> 02-15-2014

TEST RESULTS:

Specimen No.	Ultimate Load (lbf)
1	3024
Requirement:	Load of 3000 pounds held for one minute.

The above sample meets ANSI/ASSE Z359.14-2012 requirements for the above test.

EQUIPMENT USED:

Equipment	Size / Type	Control Number	Calibration Due
Load Frame	30 kip	1548	06-25-14
Load Cell	5 kip	1109	05-02-14

Proof Load

<i>Material Identification:</i>	6) Self-Retracting Lifeline Device		
<i>Part No. / Lot / Batch / Serial No.:</i>	50' Galvanized; 7 x 19 Wire Rope		
<i>Specification:</i>	Exova OCM Quote & American National Standard ANSI/ASSE Z359.14-2012, para. 4.2.5 & 3.1.7		
<i>Test Procedure:</i>	ANSI/ASSE Z359. 14-2012, para. 4.2.5 & 3.1.7		
<i>Details:</i>	<i>Test Speed:</i>	2.0 inch/minute	
<i>Specimen Conditions:</i>	73°F / 46% RH		
<i>Test Temperature:</i>	73°F		
<i>Test Performed By:</i>	Victor Romo	<i>Date of Test:</i>	02-15-2014

TEST RESULTS:


Specimen No.	Ultimate Load (lbf)
1	3032
Requirement:	Load of 3000 pounds held for one minute.

The above sample meets ANSI/ASSE Z359.14-2012 requirements for the above test.

EQUIPMENT USED:

Equipment	Size / Type	Control Number	Calibration Due
Load Frame	30 kip	1548	06-25-14
Load Cell	5 kip	1109	05-02-14

END OF REPORT



MIDWEST TESTING LABORATORIES, INC.

A WOMAN OWNED COMPANY

1072 WHEATON • TROY, MICHIGAN 48083
PHONE (248) 689-9262 • FAX (248) 689-7637
info@midwesttesting.com • www.midwesttesting.com

ORIGINAL REPORT OF ANALYSIS

FALL TECH #1622
1306 S. ALAMEDA STREET
COMPTON, CA 90221-4803

MTL# 8N650 (Pg 1 of 10)
DATE RECEIVED: 1/15/14
DATE COMPLETED: 1/21/14
BY: Dan Redden
P.O.#

Description: Self – Retracting Devices
Part number: Contractor 30 ft Cable non-LE / 727630
Mfg.: Fall Tech
Specification required: ANSI Z359.14-2012

D.O.M: May 2013

Self – Retracting Devices

3.1.2 Locking Function

Sample SN	Automatic with no override	Result
309408	Yes	Pass

3.1.4 Visual Indicator

Sample SN	Visible	Result
309408	Yes	Pass

3.1.5 Corrosion Protection – 96 hours salt spray

Sample SN	Corrosion Related Failure	Payout / Retract / Lock	Retraction Tension 3.1.6 / 4.2.6 (1.25 – 25 lbs. / ≤ 24 inches)	Retraction Tension – 20% 3.1.6 / 4.2.6 (1.25 – 25 lbs. / ≤ 24 inches)	Retraction Tension – 40% 3.1.6 / 4.2.6 (1.25 – 25 lbs. / ≤ 24 inches)
309411	No	Yes	1.55/15.5	2.84/15.5	2.52/15.5

Retraction Tension – 60% 3.1.6 / 4.2.6 (1.25 – 25 lbs. / ≤ 24 inches)	Retraction Tension – 80% 3.1.6 / 4.2.6 (1.25 – 25 lbs. / ≤ 24 inches)	Retraction Tension – 100% 3.1.6 / 4.2.6 (1.25 – 25 lbs. / ≤ 24 inches)	Result
2.91/15.5	3.02/15.5	4.49/15.5	Pass

All samples will be retained for a period of 30 days.

This document can only be reproduced in full.

Tests are accredited and meet the requirements of ISO/IEC 17025 as verified by the ANSI/ASQ National Accreditation board/Aclass. Refer to certificate & scope of accreditation at -1503.

We certify the above analysis to be the true results on the designated samples.


MIDWEST TESTING LABORATORIES, INC. Cherie Ulatowski

Cherie Ulatowski-President



Celebrating 50 years in business





MIDWEST TESTING LABORATORIES, INC.

A WOMAN OWNED COMPANY

1072 WHEATON • TROY, MICHIGAN 48083
PHONE (248) 689-9262 • FAX (248) 689-7637
info@midwesttesting.com • www.midwesttesting.com

ORIGINAL REPORT OF ANALYSIS

FALL TECH #1622
1306 S. ALAMEDA STREET
COMPTON, CA 90221-4803

MTL# 8N650 (Pg 2 of 10)
DATE RECEIVED: 1/15/14
DATE COMPLETED: 1/21/14
BY: Dan Redden
P.O.#

Description: Self – Retracting Devices
Part number: Contractor 30 ft Cable non-LE / 727630
Mfg.: Fall Tech
Specification required: ANSI Z359.14-2012

D.O.M: May 2013

Self – Retracting Devices

3.1.6 / 4.2.6 Retraction Tension

Sample SN	Retraction Tension 3.1.6 / 4.2.6 (1.25 – 25 lbs. / ≤ 24 inches)	Retraction Tension – 20% 3.1.6 / 4.2.6 (1.25 – 25 lbs. / ≤ 24 inches)	Retraction Tension – 40% 3.1.6 / 4.2.6 (1.25 – 25 lbs. / ≤ 24 inches)	Retraction Tension – 60% 3.1.6 / 4.2.6 (1.25 – 25 lbs. / ≤ 24 inches)
309408	1.55/15.5	2.66/15.5	3.03/15.5	4.04/15.5

Retraction Tension – 80% 3.1.6 / 4.2.6 (1.25 – 25 lbs. / ≤ 24 inches)	Retraction Tension – 100% 3.1.6 / 4.2.6 (1.25 – 25 lbs. / ≤ 24 inches)	Result
4.97/15.5	4.76/15.5	Pass

3.1.8 / 4.2.3 Dynamic Strength – 300 lb. weight SRD to Anchor

Sample SN	Lock and Hold	Line Retention 1,000 lbs.	Result
309409	Yes	Held	Pass


3.1.9 / 4.2.1 Dynamic Performance SRD to Anchor

Sample SN	Length After Drop	Arrest Distance Class A: (≤ 24 inches) Class B: (≤ 54 inches)	Average Arrest Force Class A: (≤ 1350 lbs.) Class B: (≤ 900 lbs.)	MAF (≤ 1,800 lbs.)	Payout / Retract / Lock / Visual Indicator
309408	54.75	18.75	1152	1685	Yes



Celebrating 50 years in business





MIDWEST TESTING LABORATORIES, INC.

A WOMAN OWNED COMPANY

1072 WHEATON • TROY, MICHIGAN 48083
PHONE (248) 689-9262 • FAX (248) 689-7637
info@midwesttesting.com • www.midwesttesting.com

ORIGINAL REPORT OF ANALYSIS

FALL TECH #1622
1306 S. ALAMEDA STREET
COMPTON, CA 90221-4803

MTL# 8N650 (Pg 3 of 10)
DATE RECEIVED: 1/15/14
DATE COMPLETED: 1/21/14
BY: Dan Redden
P.O.#

Description: Self – Retracting Devices
Part number: Contractor 30 ft Cable non-LE / 727630
Mfg.: Fall Tech
Specification required: ANSI Z359.14-2012

D.O.M: May 2013

Self – Retracting Devices

Retraction Tension 3.1.6 / 4.2.6 (1.25 – 25 lbs. / ≤ 24 inches)	Retraction Tension – 20% 3.1.6 / 4.2.6 (1.25 – 25 lbs. / ≤ 24 inches)	Retraction Tension – 40% 3.1.6 / 4.2.6 (1.25 – 25 lbs. / ≤ 24 inches)	Retraction Tension – 60% 3.1.6 / 4.2.6 (1.25 – 25 lbs. / ≤ 24 inches)
1.50/15.5	2.95/15.5	3.44/15.5	3.96/15.5

Retraction Tension – 80% 3.1.6 / 4.2.6 (1.25 – 25 lbs. / ≤ 24 inches)	Retraction Tension – 100% 3.1.6 / 4.2.6 (1.25 – 25 lbs. / ≤ 24 inches)	Result
3.80/15.5	4.48/15.5	Pass Class A

3.1.9 / 4.2.1 / 4.2.8.1 Dynamic Performance - Heat - SRD to Anchor

Sample SN	Length After Drop	Arrest Distance Class A: (≤ 24 inches) Class B: (≤ 54 inches)	Average Arrest Force Class A: (≤ 1575 lbs.) Class B: (≤ 1125 lbs.)	MAF (≤ 1,800 lbs.)	Payout / Retract / Lock / Visual Indicator
309410	51.5	15.5	951	1759	Yes

Retraction Tension 3.1.6 / 4.2.6 (1.25 – 25 lbs. / ≤ 24 inches)	Retraction Tension – 20% 3.1.6 / 4.2.6 (1.25 – 25 lbs. / ≤ 24 inches)	Retraction Tension – 40% 3.1.6 / 4.2.6 (1.25 – 25 lbs. / ≤ 24 inches)	Retraction Tension – 60% 3.1.6 / 4.2.6 (1.25 – 25 lbs. / ≤ 24 inches)
1.75/15.5	2.44/15.5	3.04/15.5	3.66/15.5



Celebrating 50 years in business





MIDWEST TESTING LABORATORIES, INC.

A WOMAN OWNED COMPANY

1072 WHEATON • TROY, MICHIGAN 48083
PHONE (248) 689-9262 • FAX (248) 689-7637
info@midwesttesting.com • www.midwesttesting.com

ORIGINAL REPORT OF ANALYSIS

FALL TECH #1622
1306 S. ALAMEDA STREET
COMPTON, CA 90221-4803

MTL# 8N650 (Pg 4 of 10)
DATE RECEIVED: 1/15/14
DATE COMPLETED: 1/21/14
BY: Dan Reddden
P.O.#

Description: Self – Retracting Devices
Part number: Contractor 30 ft Cable non-LE / 727630
Mfg.: Fall Tech
Specification required: ANSI Z359.14-2012

D.O.M: May 2013

Self – Retracting Devices

Retraction Tension – 80% 3.1.6 / 4.2.6 (1.25 – 25 lbs. / ≤ 24 inches)	Retraction Tension – 100% 3.1.6 / 4.2.6 (1.25 – 25 lbs. / ≤ 24 inches)	Result
4.61/15.5	4.66/15.5	Pass Class A & B

3.1.9 / 4.2.1 / 4.2.8.2 Dynamic Performance - Cold – SRD to Anchor

Sample SN	Length After Drop	Arrest Distance Class A: (≤ 24 inches) Class B: (≤ 54 inches)	Average Arrest Force Class A: (≤ 1575 lbs.) Class B: (≤ 1125 lbs.)	MAF (≤ 1,800 lbs.)	Payout / Retract / Lock / Visual Indicator
309413	52	16	1027	1651	Yes


Retraction Tension 3.1.6 / 4.2.6 (1.25 – 25 lbs. / ≤ 24 inches)	Retraction Tension – 20% 3.1.6 / 4.2.6 (1.25 – 25 lbs. / ≤ 24 inches)	Retraction Tension – 40% 3.1.6 / 4.2.6 (1.25 – 25 lbs. / ≤ 24 inches)	Retraction Tension – 60% 3.1.6 / 4.2.6 (1.25 – 25 lbs. / ≤ 24 inches)
2.19/15.5	2.55/15.5	3.09/15.5	3.83/15.5

Retraction Tension – 80% 3.1.6 / 4.2.6 (1.25 – 25 lbs. / ≤ 24 inches)	Retraction Tension – 100% 3.1.6 / 4.2.6 (1.25 – 25 lbs. / ≤ 24 inches)	Result
4.75/15.5	4.71/15.5	Pass Class A & B



Celebrating 50 years in business





MIDWEST TESTING LABORATORIES, INC.

A WOMAN OWNED COMPANY

1072 WHEATON • TROY, MICHIGAN 48083
PHONE (248) 689-9262 • FAX (248) 689-7637
info@midwesttesting.com • www.midwesttesting.com

ORIGINAL REPORT OF ANALYSIS

FALL TECH #1622
1306 S. ALAMEDA STREET
COMPTON, CA 90221-4803

MTL# 8N650 (Pg 5 of 10)
DATE RECEIVED: 1/15/14
DATE COMPLETED: 1/21/14
BY: Dan Redden
P.O.#

Description: Self – Retracting Devices
Part number: Contractor 30 ft Cable non-LE / 727630
Mfg.: Fall Tech
Specification required: ANSI Z359.14-2012

D.O.M: May 2013

Self – Retracting Devices

3.1.9 / 4.2.1 / 4.2.8.3 Dynamic Performance - Wet – SRD to Anchor

Sample SN	Length After Drop	Arrest Distance Class A: (≤ 24 inches) Class B: (≤ 54 inches)	Average Arrest Force Class A: (≤ 1575 lbs.) Class B: (≤ 1125 lbs.)	MAF ($\leq 1,800$ lbs.)	Payout / Retract / Lock / Visual Indicator
309412	50	14	1218	1786	Yes

Retraction Tension 3.1.6 / 4.2.6 (1.25 – 25 lbs. / ≤ 24 inches)	Retraction Tension – 20% 3.1.6 / 4.2.6 (1.25 – 25 lbs. / ≤ 24 inches)	Retraction Tension – 40% 3.1.6 / 4.2.6 (1.25 – 25 lbs. / ≤ 24 inches)	Retraction Tension – 60% 3.1.6 / 4.2.6 (1.25 – 25 lbs. / ≤ 24 inches)
1.62/15.5	2.36/15.5	2.91/15.5	3.44/15.5

Retraction Tension – 80% 3.1.6 / 4.2.6 (1.25 – 25 lbs. / ≤ 24 inches)	Retraction Tension – 100% 3.1.6 / 4.2.6 (1.25 – 25 lbs. / ≤ 24 inches)	Result
4.34/15.5	4.53/15.5	Pass Class A

All samples will be retained for a period of 30 days.

This document can only be reproduced in full.

Tests are accredited and meet the requirements of ISO/IEC 17025 as verified by the ANSI/ASQ National Accreditation board/Aclass. Refer to certificate & scope of accreditation at -1503.

We certify the above analysis to be the true results on the designated samples.

MIDWEST TESTING LABORATORIES, INC. Cherie Ulatowski

Cherie Ulatowski-President



Celebrating 50 years in business

