

# Declaration of Conformity

In Accordance with ANSI/ISEA 125-2014



Alexander Andrew, Inc. 1306 S. Alameda St Compton, CA 90221

Declaration #

C0617054b

Declaration Date

6.13.17

Tested Item #

8247EY

4½ - 6' Ironman® Y-leg Energy Absorbing Lanyard

Additional Items Conforming Under this Declaration:

8247EY3

8247EY3A

Alexander Andrew, Inc. declares that the product(s) listed above is in conformity with the requirements of the following performance standard(s):

**ANSI Z359.13-2013**

Conformity Assessment Method in accordance with ANSI/ISEA 125-2014

Level 1

Level 2

Level 3

**Level 1:** FallTech Lab  
Outside the Scope of  
ISO/IEC Standard 17025:2005

**Level 2:** FallTech Lab  
Within the Scope of  
ISO/IEC Standard 17025:2005

**Level 3:** Independent 3rd Party Lab  
accredited to  
ISO/IEC Standard 17025:2005

Supporting  
Documentation

PC-1139

PC-1169

Authorized Signature

Name

Martin Barila

Title

VP of Operations

Date

11.7.17

Exova  
3883 East Eagle Drive  
Anaheim  
California  
USA  
92807

T: +1 (714) 630-3003  
F: +1 (714) 630-4443  
E: sales@exova.com  
W: www.exova.com



Testing. Advising. Assuring.

June 15, 2017

FallTech Testing Laboratory  
1306 S. Alameda Street  
Compton, CA 90221

Attention: Jay Sponholz  
Quality Manager

Subject: **Attestation of Witnessing Testing**  
**Exova OCM Job # 370839-5**  
**FallTech P.O.: OPEN**  
**Report No.: PC-1139**  
**Base Part No. 8247EY**  
**Description: Y-Leg Energy Absorbing Lanyard**

Dear Mr. Sponholz:

The purpose of this attestation is to attest to the fact that a representative of Exova OCM was on site at FallTech's facilities to confirm suitability of the equipment used, calibration status of the equipment and to witness testing performed by FallTech employees. Details of this visit are included below:

- Date of Testing:
  - June 8, 2017
- Exova OCM Test Witness:
  - 6/8/17 -Nolan Schatzle
- FallTech Test Operators:
  - Yesbet Sierra/Jay Sponholz
- Specification:

ANSI Z359.13-2013 Sections 4.7.1, 4.7.2, 4.7.3, 4.8, 4.9, 4.13.1, 4.13.2, 4.13.3

- Equipment Calibration Interval
  - 1 year, except weights which are 5 years

Attached to this attestation is the test report generated by FallTech Testing Laboratory. Exova OCM test witness certifies the report accurately presents the testing performed on the samples identified.

Test Report #	Date	Base Part #	Description	Sample ID's	Results
PC-1139	6/8/17	8247EY	Energy Absorbing Lanyard	S1 S2 S3 D1 D2 D3 S1 S2 S3 D1 D2 D3 W1 W2 W3 C1 C2 C3 H1 H2 H3	Pass

<b>Test Witness Signature:</b> Nolan Schatzle Technician Mechanical Laboratory	(Signed for and on behalf of Exova-OCM)  
---	---

<b>Approval Signature:</b> Jim Rutherford Active Quality Manager	(Signed for and on behalf of Exova-OCM)  
--	---

This attestation shall not be reproduced except in full, without the written approval of Exova-OCM. The laboratory has witnessed the testing the material / items supplied by the client as sampled by the client. The testing is not within Exova OCM's L.A.B scope of testing and was not performed at Exova OCM.



### FallTech Test Report

<b>Test Report No.</b>	PC-1139	<b>Rpt. Date</b>	6/13/2017	<b>Rpt. Rev</b>		<b>Rev Date</b>	
<b>Report Prepared For</b>	FallTech						
<b>Initiated By</b>	Dan Redden	<b>Test Specification(s)</b>	ANSI Z359.13-2013 4.7, 4.8, 4.9, 4.13.1, 4.13.2, 4.13.3				
<b>Part No.</b>	8247EY	<b>Part No. Revision</b>	A				
<b>Part Description</b>	12FF Energy Absorbing Y-Leg Lanyard						
<b>Test Request No.</b>	PC-1139	<b>Date Complete</b>	6/7/2017				
<b>Test Operator(s)</b>	Yesbet Sierra / Jay Sponholz						

### Material/Sample Identification

Sample ID	Description
S1	12FF Y-Leg Energy Absorbing Lanyard
S2	12FF Y-Leg Energy Absorbing Lanyard
S3	12FF Y-Leg Energy Absorbing Lanyard
D1	12FF Y-Leg Energy Absorbing Lanyard
D2	12FF Y-Leg Energy Absorbing Lanyard
D3	12FF Y-Leg Energy Absorbing Lanyard
S1	12FF Y-Leg Energy Absorbing Lanyard
S2	12FF Y-Leg Energy Absorbing Lanyard
S3	12FF Y-Leg Energy Absorbing Lanyard
D1	12FF Y-Leg Energy Absorbing Lanyard
D2	12FF Y-Leg Energy Absorbing Lanyard
D3	12FF Y-Leg Energy Absorbing Lanyard
W1	12FF Y-Leg Energy Absorbing Lanyard
W2	12FF Y-Leg Energy Absorbing Lanyard
W3	12FF Y-Leg Energy Absorbing Lanyard
C1	12FF Y-Leg Energy Absorbing Lanyard
C2	12FF Y-Leg Energy Absorbing Lanyard
C3	12FF Y-Leg Energy Absorbing Lanyard
H1	12FF Y-Leg Energy Absorbing Lanyard
H2	12FF Y-Leg Energy Absorbing Lanyard
H3	12FF Y-Leg Energy Absorbing Lanyard



## FallTech Test Report

<b>Test Report No.</b>	PC-1139	<b>Rpt. Date</b>	6/13/2017	<b>Rpt. Rev</b>		<b>Rev Date</b>	
<b>Report Prepared For</b>	FallTech						
<b>Initiated By</b>	Dan Redden	<b>Test Specification(s)</b>	ANSI Z359.13-2013 4.7, 4.8, 4.9, 4.13.1, 4.13.2, 4.13.3				
<b>Part No.</b>	8247EY			<b>Part No. Revision</b>	A		
<b>Part Description</b>	12FF Energy Absorbing Y-Leg Lanyard						
<b>Test Request No.</b>	PC-1139			<b>Date Complete</b>	6/7/2017		

### Test Summary

Test Specification	Test Criteria	Test Result	Pass/Fail	
ANSI Z359.13-2013 4.7.1, 4.7.2	Static Strength	≥ 5000 Lbf	5299.9 Lbf	Pass
	Hold	≥ 1 Minute	1 Minute	Pass
	Static Strength	≥ 5000 Lbf	5023.9 Lbf	Pass
	Hold	≥ 1 Minute	1 Minute	Pass
ANSI Z359.13-2013 4.7.1, 4.7.2	Static Strength	≥ 5000 Lbf	5029.7 Lbf	Pass
	Hold	≥ 1 Minute	1 Minute	Pass
	Static Strength	≥ 5000 Lbf	5018.7 Lbf	Pass
	Hold	≥ 1 Minute	1 Minute	Pass
ANSI Z359.13-2013 4.7.1, 4.7.2	Static Strength	≥ 3600 Lbf	5019.9 Lbf	Pass
	Hold	≥ 1 Minute	1 Minute	Pass
	Static Strength	≥ 3600 Lbf	5022.8 Lbf	Pass
	Hold	≥ 1 Minute	1 Minute	Pass
ANSI Z359.13-2013 4.7.3	Static Strength	≥ 5000 Lbf	5014.4 Lbf	Pass
	Hold	≥ 1 Minute	1 Minute	Pass
ANSI Z359.13-2013 4.7.3	Static Strength	≥ 5000 Lbf	5015.7 Lbf	Pass
	Hold	≥ 1 Minute	1 Minute	Pass
ANSI Z359.13-2013 4.7.3	Static Strength	≥ 5000 Lbf	5034.2 Lbf	Pass
	Hold	≥ 1 Minute	1 Minute	Pass
ANSI Z359.13-2013 4.8	Arrest Distance	≤ 60"	52.5"	Pass
	Max Arrest Force	≤ 1800 Lbf	1221.5 Lbf	Pass
	Avg Arrest Force	≤ 1350 Lbf	861.8 Lbf	Pass
ANSI Z359.13-2013 4.8	Arrest Distance	≤ 60"	48.3"	Pass
	Max Arrest Force	≤ 1800 Lbf	1236.0 Lbf	Pass
	Avg Arrest Force	≤ 1350 Lbf	879.4 Lbf	Pass
ANSI Z359.13-2013 4.8	Arrest Distance	≤ 60"	54.3"	Pass
	Max Arrest Force	≤ 1800 Lbf	1240.4 Lbf	Pass
	Avg Arrest Force	≤ 1350 Lbf	916.4 Lbf	Pass



### FallTech Test Report

<b>Test Report No.</b>	PC-1139	<b>Rpt. Date</b>	6/13/2017	<b>Rpt. Rev</b>		<b>Rev Date</b>	
<b>Report Prepared For</b>	FallTech						
<b>Initiated By</b>	Dan Redden	<b>Test Specification(s)</b>	ANSI Z359.13-2013 4.7, 4.8, 4.9, 4.13.1, 4.13.2, 4.13.3				
<b>Part No.</b>	8247EY			<b>Part No. Revision</b>	A		
<b>Part Description</b>	12FF Energy Absorbing Y-Leg Lanyard						
<b>Test Request No.</b>	PC-1139			<b>Date Complete</b>	6/7/2017		

### Test Summary (Continued)

Test Specification	Test Criteria		Test Result	Pass/Fail
ANSI Z359.13-2013 4.9	Max Arrest Force	≤ 1800 Lbf	1256.7 Lbf	Pass
ANSI Z359.13-2013 4.9	Max Arrest Force	≤ 1800 Lbf	1245.1 Lbf	Pass
ANSI Z359.13-2013 4.9	Max Arrest Force	≤ 1800 Lbf	1299.8 Lbf	Pass
ANSI Z359.13-2013 4.13.1	Arrest Distance	≤ 60"	50.6"	Pass
	Max Arrest Force	≤ 1800 Lbf	1376.5 Lbf	Pass
	Avg Arrest Force	≤ 1575 Lbf	904.7 Lbf	Pass
ANSI Z359.13-2013 4.13.1	Arrest Distance	≤ 60"	47.0"	Pass
	Max Arrest Force	≤ 1800 Lbf	1710.6 Lbf	Pass
	Avg Arrest Force	≤ 1575 Lbf	1051.3 Lbf	Pass
ANSI Z359.13-2013 4.13.1	Arrest Distance	≤ 60"	47.1"	Pass
	Max Arrest Force	≤ 1800 Lbf	1524.9 Lbf	Pass
	Avg Arrest Force	≤ 1575 Lbf	994.6 Lbf	Pass
ANSI Z359.13-2013 4.13.2	Arrest Distance	≤ 60"	44.0"	Pass
	Max Arrest Force	≤ 1800 Lbf	1425.9 Lbf	Pass
	Avg Arrest Force	≤ 1575 Lbf	1059.7 Lbf	Pass
ANSI Z359.13-2013 4.13.2	Arrest Distance	≤ 60"	39.3"	Pass
	Max Arrest Force	≤ 1800 Lbf	1396.3 Lbf	Pass
	Avg Arrest Force	≤ 1575 Lbf	880.5 Lbf	Pass
ANSI Z359.13-2013 4.13.2	Arrest Distance	≤ 60"	41.0"	Pass
	Max Arrest Force	≤ 1800 Lbf	1343.1 Lbf	Pass
	Avg Arrest Force	≤ 1575 Lbf	978.7 Lbf	Pass





### FallTech Test Report

<b>Test Report No.</b>	PC-1139	<b>Rpt. Date</b>	6/13/2017	<b>Rpt. Rev</b>		<b>Rev Date</b>	
<b>Report Prepared For</b>	FallTech						
<b>Initiated By</b>	Dan Redden	<b>Test Specification(s)</b>	ANSI Z359.13-2013 4.7, 4.8, 4.9, 4.13.1, 4.13.2, 4.13.3				
<b>Part No.</b>	8247EY	<b>Part No. Revision</b>	A				
<b>Part Description</b>	12FF Energy Absorbing Y-Leg Lanyard						
<b>Test Request No.</b>	PC-1139	<b>Date Complete</b>	6/7/2017				


### Test Summary (Continued)

Test Specification	Test Criteria		Test Result	Pass/Fail
ANSI Z359.13-2013 4.13.3	Arrest Distance	≤ 60"	52.5"	Pass
	Max Arrest Force	≤ 1800 Lbf	1327.0 Lbf	Pass
	Avg Arrest Force	≤ 1575 Lbf	891.6 Lbf	Pass
ANSI Z359.13-2013 4.13.3	Arrest Distance	≤ 60"	47.7"	Pass
	Max Arrest Force	≤ 1800 Lbf	1376.3 Lbf	Pass
	Avg Arrest Force	≤ 1575 Lbf	867.5 Lbf	Pass
ANSI Z359.13-2013 4.13.3	Arrest Distance	≤ 60"	52.1"	Pass
	Max Arrest Force	≤ 1800 Lbf	1232.1 Lbf	Pass
	Avg Arrest Force	≤ 1575 Lbf	877.1 Lbf	Pass

### Conclusion

FallTech P/N 8247EY Rev. A Energy Absorbing Y-lanyard meets the requirements of ANSI Z359.13-2013

### Report Signatories and Approval

Lab Quality Manager		Date	6/13/2017
---------------------	---	------	-----------

Witnessed by	Nolan Schatzle 	Date	6-15-17
--------------	---	------	---------

Exova  
3883 East Eagle Drive  
Anaheim  
California  
USA  
92807

T: +1 (714) 630-3003  
F: +1 (714) 630-4443  
E: sales@exova.com  
W: www.exova.com



Testing. Advising. Assuring.

July 31, 2017

FallTech Testing Laboratory  
1306 S. Alameda Street  
Compton, CA 90221

Attention: Jay Sponholz  
Quality Manager

Subject: **Attestation of Witnessing Testing**  
**Exova OCM Job # 371118-3**  
**FallTech P.O.: OPEN**  
**Report No.: PC-1169**  
**Base Part No. 8247EY**  
**Description: Ironman 6' Y-Leg Shock Absorbing Lanyard 6' free fall**

Dear Mr. Sponholz:

The purpose of this attestation is to attest to the fact that a representative of Exova OCM was on site at FallTech's facilities to confirm suitability of the equipment used, calibration status of the equipment and to witness testing performed by FallTech employees. Details of this visit are included below:

- Date of Testing:
  - July 20, 2017
- Exova OCM Test Witness:
  - 7/20/17 -Nolan Schatzle
- FallTech Test Operators:
  - Yesbet Sierra/Jay Sponholz
- Specification:



ANSI Z359.13-2013 Sections 4.7, 4.8, 4.9, 4.13.1, 4.13.2, 4.13.3


- Equipment Calibration Interval
  - 1 year, except weights which are 5 years



Attached to this attestation is the test report generated by FallTech Testing Laboratory. Exova OCM test witness certifies the report accurately presents the testing performed on the samples identified.

Test Report #	Date	Base Part #	Description	Sample ID's	Results
PC-1169	7/20/17	8247EY	Ironman 6' Y-Leg Shock Absorbing Lanyard 6' free fall	4003070	Pass
				4003076	
				4003074	
				4003082	
				4003079	
				4003075	
				4003070	
				4003076	
				4003074	
				4003082	
				4003079	
				4003075	
				4003072	
				4003081	
				4003085	
				4003080	
				4003077	
4003071					
4003073					
4003078					
4003083					

<b>Test Witness Signature:</b> Nolan Schatzle Technician Mechanical Laboratory	<i>(Signed for and on behalf of Exova-OCM)</i> 	
---	---	---

<b>Approval Signature:</b> Victor Mendez Production Manager	<i>(Signed for and on behalf of Exova-OCM)</i> 
---	--

This attestation shall not be reproduced except in full, without the written approval of Exova-OCM. The laboratory has witnessed the testing the material / items supplied by the client as sampled by the client. The testing is not within Exova OCM's L.A.B scope of testing and was not performed at Exova OCM.



### FallTech Test Report

<b>Test Report No.</b>	PC-1169	<b>Rpt. Date</b>	7/26/2017	<b>Rpt. Rev</b>		<b>Rev Date</b>	
<b>Report Prepared For</b>	FallTech						
<b>Initiated By</b>	Dan Redden	<b>Test Specification(s)</b>	ANSI Z359.13-2013 4.7, 4.8, 4.9, 4.13.1, 4.13.2, 4.13.3				
<b>Part No.</b>	8247EY	<b>Part No. Revision</b>	A				
<b>Part Description</b>	Ironman 6' Y-Leg Shock Absorbing Lanyard 6' free fall						
<b>Test Request No.</b>	PC-1169	<b>Date Complete</b>	7/20/2017				
<b>Test Operator(s)</b>	Yesbet Sierra / Jay Sponholz						

### Material/Sample Identification

Sample ID	Description
4003070	Ironman 6' Y-Leg Shock Absorbing Lanyard 6' free fall
4003076	Ironman 6' Y-Leg Shock Absorbing Lanyard 6' free fall
4003074	Ironman 6' Y-Leg Shock Absorbing Lanyard 6' free fall
4003082	Ironman 6' Y-Leg Shock Absorbing Lanyard 6' free fall
4003079	Ironman 6' Y-Leg Shock Absorbing Lanyard 6' free fall
4003075	Ironman 6' Y-Leg Shock Absorbing Lanyard 6' free fall
4003070	Ironman 6' Y-Leg Shock Absorbing Lanyard 6' free fall
4003076	Ironman 6' Y-Leg Shock Absorbing Lanyard 6' free fall
4003074	Ironman 6' Y-Leg Shock Absorbing Lanyard 6' free fall
4003082	Ironman 6' Y-Leg Shock Absorbing Lanyard 6' free fall
4003079	Ironman 6' Y-Leg Shock Absorbing Lanyard 6' free fall
4003075	Ironman 6' Y-Leg Shock Absorbing Lanyard 6' free fall
4003072	Ironman 6' Y-Leg Shock Absorbing Lanyard 6' free fall
4003081	Ironman 6' Y-Leg Shock Absorbing Lanyard 6' free fall
4003085	Ironman 6' Y-Leg Shock Absorbing Lanyard 6' free fall
4003080	Ironman 6' Y-Leg Shock Absorbing Lanyard 6' free fall
4003077	Ironman 6' Y-Leg Shock Absorbing Lanyard 6' free fall
4003071	Ironman 6' Y-Leg Shock Absorbing Lanyard 6' free fall
4003073	Ironman 6' Y-Leg Shock Absorbing Lanyard 6' free fall
4003078	Ironman 6' Y-Leg Shock Absorbing Lanyard 6' free fall
4003083	Ironman 6' Y-Leg Shock Absorbing Lanyard 6' free fall



## FallTech Test Report

<b>Test Report No.</b>	PC-1169	<b>Rpt. Date</b>	7/26/2017	<b>Rpt. Rev</b>		<b>Rev Date</b>	
<b>Report Prepared For</b>	FallTech						
<b>Initiated By</b>	Dan Redden	<b>Test Specification(s)</b>	ANSI Z359.13-2013 4.7, 4.8, 4.9, 4.13.1, 4.13.2, 4.13.3				
<b>Part No.</b>	8247EY	<b>Part No. Revision</b>	A				
<b>Part Description</b>	Ironman 6' Y-Leg Shock Absorbing Lanyard 6' free fall						
<b>Test Request No.</b>	PC-1169	<b>Date Complete</b>	7/20/2017				

### Test Summary

Test Specification	Test Criteria	Test Result	Pass/Fail	
ANSI Z359.13-2013 4.7.1, 4.7.2	Static Strength	≥ 5000 Lbf	5028.0 Lbf	Pass
	Hold	≥ 1 Minute	1 Minute	Pass
	Static Strength	≥ 5000 Lbf	5067.0 Lbf	Pass
	Hold	≥ 1 Minute	1 Minute	Pass
ANSI Z359.13-2013 4.7.1, 4.7.2	Static Strength	≥ 5000 Lbf	5040.3 Lbf	Pass
	Hold	≥ 1 Minute	1 Minute	Pass
	Static Strength	≥ 5000 Lbf	5024.4 Lbf	Pass
	Hold	≥ 1 Minute	1 Minute	Pass
ANSI Z359.13-2013 4.7.1, 4.7.2	Static Strength	≥ 5000 Lbf	5027.0 Lbf	Pass
	Hold	≥ 1 Minute	1 Minute	Pass
	Static Strength	≥ 5000 Lbf	5032.7 Lbf	Pass
	Hold	≥ 1 Minute	1 Minute	Pass
ANSI Z359.13-2013 4.7.3	Static Strength	≥ 5000 Lbf	5045.8 Lbf	Pass
	Hold	≥ 1 Minute	1 Minute	Pass
ANSI Z359.13-2013 4.7.3	Static Strength	≥ 5000 Lbf	5019.1 Lbf	Pass
	Hold	≥ 1 Minute	1 Minute	Pass
ANSI Z359.13-2013 4.7.3	Static Strength	≥ 5000 Lbf	5032.1 Lbf	Pass
	Hold	≥ 1 Minute	1 Minute	Pass
ANSI Z359.13-2013 4.8	Arrest Distance	≤ 48"	34.4"	Pass
	Max Arrest Force	≤ 1800 Lbf	1199.2 Lbf	Pass
	Avg Arrest Force	≤ 900 Lbf	865.4 Lbf	Pass
ANSI Z359.13-2013 4.8	Arrest Distance	≤ 48"	33.6"	Pass
	Max Arrest Force	≤ 1800 Lbf	1181.1 Lbf	Pass
	Avg Arrest Force	≤ 900 Lbf	852.7 Lbf	Pass
ANSI Z359.13-2013 4.8	Arrest Distance	≤ 48"	35.0"	Pass
	Max Arrest Force	≤ 1800 Lbf	1163.1 Lbf	Pass
	Avg Arrest Force	≤ 900 Lbf	858.1 Lbf	Pass



## FallTech Test Report

<b>Test Report No.</b>	PC-1169	<b>Rpt. Date</b>	7/26/2017	<b>Rpt. Rev</b>		<b>Rev Date</b>	
<b>Report Prepared For</b>	FallTech						
<b>Initiated By</b>	Dan Redden	<b>Test Specification(s)</b>	ANSI Z359.13-2013 4.7, 4.8, 4.9, 4.13.1, 4.13.2, 4.13.3				
<b>Part No.</b>	8247EY	<b>Part No. Revision</b>	A				
<b>Part Description</b>	Ironman 6' Y-Leg Shock Absorbing Lanyard 6' free fall						
<b>Test Request No.</b>	PC-1169	<b>Date Complete</b>	7/20/2017				

### Test Summary (Continued)

Test Specification	Test Criteria	Test Result	Pass/Fail	
ANSI Z359.13-2013 4.9	Max Arrest Force	≤ 1800 Lbf	1192.6 Lbf	Pass
ANSI Z359.13-2013 4.9	Max Arrest Force	≤ 1800 Lbf	1187.0 Lbf	Pass
ANSI Z359.13-2013 4.9	Max Arrest Force	≤ 1800 Lbf	1231.9 Lbf	Pass
ANSI Z359.13-2013 4.13.1	Arrest Distance	≤ 48"	29.9"	Pass
	Max Arrest Force	≤ 1800 Lbf	1108.2 Lbf	Pass
	Avg Arrest Force	≤ 1125 Lbf	860.4 Lbf	Pass
ANSI Z359.13-2013 4.13.1	Arrest Distance	≤ 48"	28.2"	Pass
	Max Arrest Force	≤ 1800 Lbf	1143.3 Lbf	Pass
	Avg Arrest Force	≤ 1125 Lbf	862.1 Lbf	Pass
ANSI Z359.13-2013 4.13.1	Arrest Distance	≤ 48"	35.1"	Pass
	Max Arrest Force	≤ 1800 Lbf	1125.7 Lbf	Pass
	Avg Arrest Force	≤ 1125 Lbf	855.9 Lbf	Pass
ANSI Z359.13-2013 4.13.2	Arrest Distance	≤ 48"	29.2"	Pass
	Max Arrest Force	≤ 1800 Lbf	1360.0 Lbf	Pass
	Avg Arrest Force	≤ 1125 Lbf	904.4 Lbf	Pass
ANSI Z359.13-2013 4.13.2	Arrest Distance	≤ 48"	24.7"	Pass
	Max Arrest Force	≤ 1800 Lbf	1174.8 Lbf	Pass
	Avg Arrest Force	≤ 1125 Lbf	857.7 Lbf	Pass
ANSI Z359.13-2013 4.13.2	Arrest Distance	≤ 48"	29.9"	Pass
	Max Arrest Force	≤ 1800 Lbf	1279.3 Lbf	Pass
	Avg Arrest Force	≤ 1125 Lbf	912.6 Lbf	Pass





### FallTech Test Report

<b>Test Report No.</b>	PC-1169	<b>Rpt. Date</b>	7/26/2017	<b>Rpt. Rev</b>		<b>Rev Date</b>	
<b>Report Prepared For</b>	FallTech						
<b>Initiated By</b>	Dan Redden	<b>Test Specification(s)</b>	ANSI Z359.13-2013 4.7, 4.8, 4.9, 4.13.1, 4.13.2, 4.13.3				
<b>Part No.</b>	8247EY	<b>Part No. Revision</b>	A				
<b>Part Description</b>	Ironman 6' Y-Leg Shock Absorbing Lanyard 6' free fall						
<b>Test Request No.</b>	PC-1169	<b>Date Complete</b>	7/20/2017				

#### Test Summary (Continued)


Test Specification	Test Criteria	Test Result	Pass/Fail	
ANSI Z359.13-2013 4.13.3	Arrest Distance	≤ 48"	34.4"	Pass
	Max Arrest Force	≤ 1800 Lbf	1319.3 Lbf	Pass
	Avg Arrest Force	≤ 1125 Lbf	881.7 Lbf	Pass
ANSI Z359.13-2013 4.13.3	Arrest Distance	≤ 48"	34.4"	Pass
	Max Arrest Force	≤ 1800 Lbf	1448.1 Lbf	Pass
	Avg Arrest Force	≤ 1125 Lbf	870.1 Lbf	Pass
ANSI Z359.13-2013 4.13.3	Arrest Distance	≤ 48"	35.0"	Pass
	Max Arrest Force	≤ 1800 Lbf	1278.6 Lbf	Pass
	Avg Arrest Force	≤ 1125 Lbf	870.6 Lbf	Pass

#### Conclusion

FallTech P/N 8247EY Rev. A meets the requirements of ANSI Z359.13-2013

#### Report Signatories and Approval

<b>Lab Quality Manager</b>		<b>Date</b>	7/26/2017
----------------------------	---	-------------	-----------

<b>Witnessed by</b>	Nolan Schatzle 	<b>Date</b>	7-31-17
---------------------	---	-------------	---------